


Scanner and tab pairing **1**:

Before pairing the device please turn off the **BLUETOOTH** in **TAB**.

Step 1



Step 2



Scanner and tab pairing 2:

Step 3

Enter/Exit Program Mode



³ \$ P

Step 4

Enable Variable PIN Code



³ \$ C B T H P 0 1

Scanner and tab pairing 3:

Step 5



Step 6



Scanner and tab pairing⁴:

Step 7



After Scanning step 7 completed

Turn on the **Bluetooth in TAB** and select the scanner device.

After selecting scanner

Pair the device u will get the pair code in TAB (eg: 03142)

Scanner and tab pairing 5:


After getting the pair code u should scan the code number in **HEX/Numeric TABLE:**

(Eg: 03142 u should scan the 0 code , 3 code, 1 code, 4 code, 2 code in **HEX/Numeric TABLE** below


X. HEX/NUMERIC TABLE



Scanner and tab pairing 6:



Scanner and tab pairing 7:



Scanner and tab pairing 8:

After scanning is completed in scanner

Please scan the Exit code below.

